



Eagle Farm QLD Professional

Race 8: LADBROKES ASCOT QUALITY HANDICAP - 1000m

20 April 2024 - 15:53



BRISBANE
RACING CLUB

Track Rating: Soft 5, Weather: Fine, Rail Position: +1m Entire

Section		Overall	800m	600m	400m	200m	Last 600m					
Field Times		0:57.86 (0:13.06)	0:44.80 (0:10.46)	0:34.34 (0:10.91)	0:23.43 (0:11.25)	0:12.18 (0:12.18)	0:34.34					
Rank	TAB Horse/Jockey	Barrier	Top Speed [km/h]	Fastest Section	Margin					Distance Travelled [m]		
1	5 THE BIG GOODBYE Martin Harley	5	69.5 600m	0:10.60 600m	0:57.86 [1] (0:13.79)	0:44.07 [7] (0:10.82)	0:33.25 [7] (0:10.60)	0:22.65 [5] (0:10.73)	0:11.92 [5] (0:11.92)	0:57.86	0:33.25	
2	3 ALL THAT PIZAZZ John Allen	3	70.2 600m	0:10.64 400m	0:57.95 [2] (0:13.67)	0:44.28 [5] (0:10.92)	0:33.36 [6] (0:10.67)	0:22.69 [6] (0:10.64)	0:12.05 [2] (0:12.05)	0.09L	0:33.36	+3
3	8 ENTERPRISE POMME Damien Thornton	8	68.8 800m	0:10.82 800m	0:58.04 [3] (0:13.55)	0:44.49 [4] (0:10.82)	0:33.67 [4] (0:10.82)	0:22.85 [4] (0:10.88)	0:11.97 [6] (0:11.97)	0.09L	0:33.67	-1
4	1 PRINCE OF BOOM Noel Callow	1	72.2 800m	0:10.46 800m	0:58.13 [4] (0:13.06)	0:45.07 [1] (0:10.46)	0:34.61 [1] (0:10.91)	0:23.70 [1] (0:11.25)	0:12.45 [1] (0:12.45)	0.09L	0:34.61	-2
5	4 PETRONIUS Michael Rodd	4	74.3 Overall	0:10.33 800m	0:58.29 [5] (0:13.41)	0:44.88 [3] (0:10.33)	0:34.55 [2] (0:11.00)	0:23.55 [2] (0:11.17)	0:12.38 [3] (0:12.38)	0.16L	0:34.55	-14
6	9 RED RUBI Nikita Beriman	9	69.2 800m	0:10.68 600m	0:58.30 [6] (0:13.93)	0:44.37 [8] (0:10.76)	0:33.61 [8] (0:10.68)	0:22.93 [8] (0:10.81)	0:12.12 [7] (0:12.12)	0.01L	0:33.61	-4
7	6 NETTUNO Vlad Duric	6	69.8 400m	0:10.69 800m	0:58.40 [7] (0:14.02)	0:44.38 [9] (0:10.69)	0:33.69 [9] (0:10.75)	0:22.94 [9] (0:10.84)	0:12.10 [8] (0:12.10)	0.1L	0:33.69	-4
8	2 ZARASTRO James Orman	2	71.2 800m	0:10.70 800m	0:58.56 [8] (0:13.07)	0:45.49 [2] (0:10.70)	0:34.79 [3] (0:11.03)	0:23.76 [3] (0:11.13)	0:12.63 [4] (0:12.63)	0.16L	0:34.79	+2
9	7 EKATERINA Robbie Dolan	7	68.8 600m	0:10.75 600m	0:58.62 [9] (0:13.75)	0:44.87 [6] (0:10.83)	0:34.04 [5] (0:10.75)	0:23.29 [7] (0:11.01)	0:12.28 [9] (0:12.28)	0.06L	0:34.04	-2

[] Ranking at each section and finish
 -:-:- No data available at this section
 NA No data available

SCN Saddle cloth number
 DNF Did not finish
 DNT Did not track



Horse/Jockey Name	The Big Goodbye
Final Rank	1
Fastest Section Time (Section)	0:10.60 (600m)
Top Speed [km/h] (Section)	69.5 (600m)
Race State	Finished

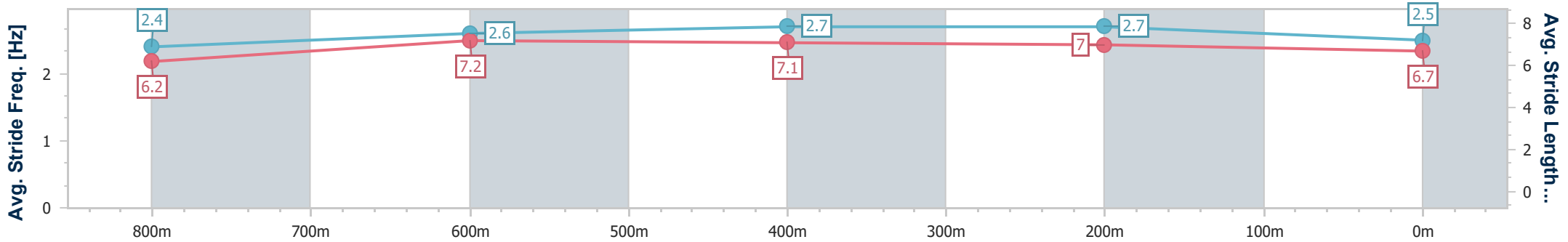
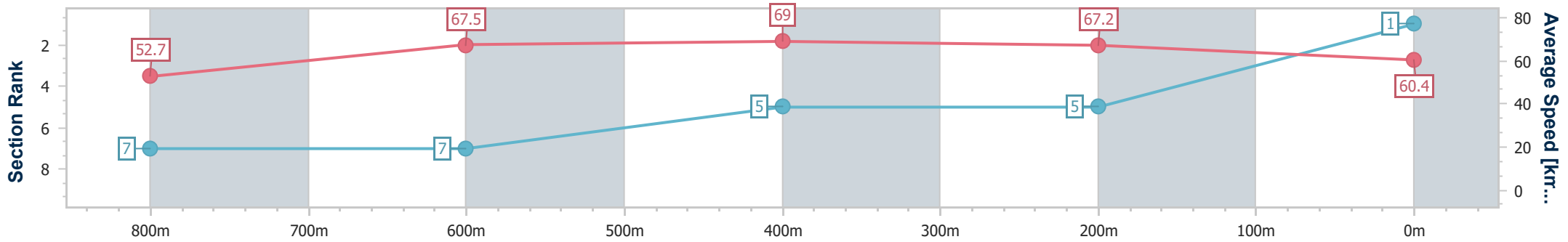


Eagle Farm QLD Professional
 Race 8: LADBROKES ASCOT QUALITY HANDICAP - 1000m
 20 April 2024 - 15:53
 Track Rating: Soft 5, Weather: Fine, Rail Position: +1m Entire



BRISBANE
 RACING CLUB

Section	Overall	800m	600m	400m	200m
Section Times	0:57.86 [1] (0:13.79)	0:44.07 [7] (0:10.82)	0:33.25 [7] (0:10.60)	0:22.65 [5] (0:10.73)	0:11.92 [5] (0:11.92)
Average Speed [km/h]	52.7	67.5	69.0	67.2	60.4
Top Speed [km/h]	67.8	68.0	69.5	69.1	64.6
Avg. Dist. to Rail [m]	6.6	3.4	3.3	9.2	12.0
Avg. Stride Freq. [Hz]	2.4	2.6	2.7	2.7	2.5
Avg. Stride Length [m]	6.2	7.2	7.1	7.0	6.7



- [] Ranking at each section and finish
- .-.- No data available at this section
- NA No data available



Horse/Jockey Name	All That Pizzazz
Final Rank	2
Fastest Section Time (Section)	0:10.64 (400m)
Top Speed [km/h] (Section)	70.2 (600m)
Race State	Finished

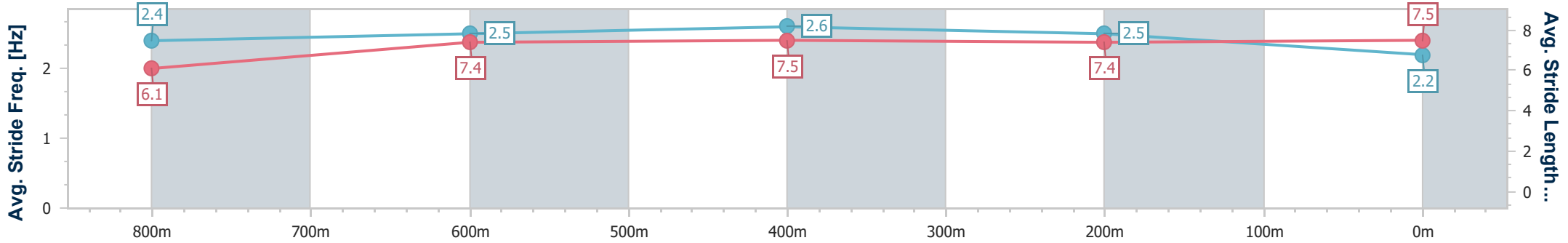
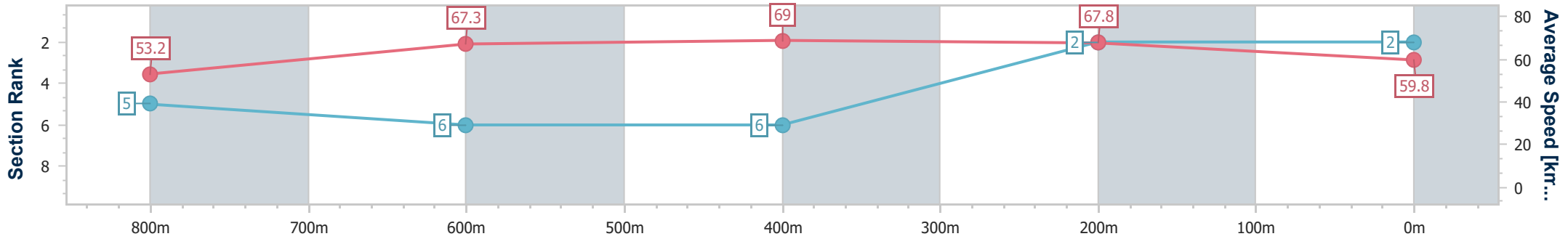


Eagle Farm QLD Professional
 Race 8: LADBROKES ASCOT QUALITY HANDICAP - 1000m
 20 April 2024 - 15:53
 Track Rating: Soft 5, Weather: Fine, Rail Position: +1m Entire



BRISBANE
 RACING CLUB

Section	Overall	800m	600m	400m	200m
Section Times	0:57.95 [2] (0:13.67)	0:44.28 [5] (0:10.92)	0:33.36 [6] (0:10.67)	0:22.69 [6] (0:10.64)	0:12.05 [2] (0:12.05)
Average Speed [km/h]	53.2	67.3	69.0	67.8	59.8
Top Speed [km/h]	67.9	68.0	70.2	69.7	64.1
Avg. Dist. to Rail [m]	8.4	4.4	4.5	13.0	16.2
Avg. Stride Freq. [Hz]	2.4	2.5	2.6	2.5	2.2
Avg. Stride Length [m]	6.1	7.4	7.5	7.4	7.5



- [] Ranking at each section and finish
- .-.- No data available at this section
- NA No data available



Horse/Jockey Name	Enterprise Pomme
Final Rank	3
Fastest Section Time (Section)	0:10.82 (800m)
Top Speed [km/h] (Section)	68.8 (800m)
Race State	Finished

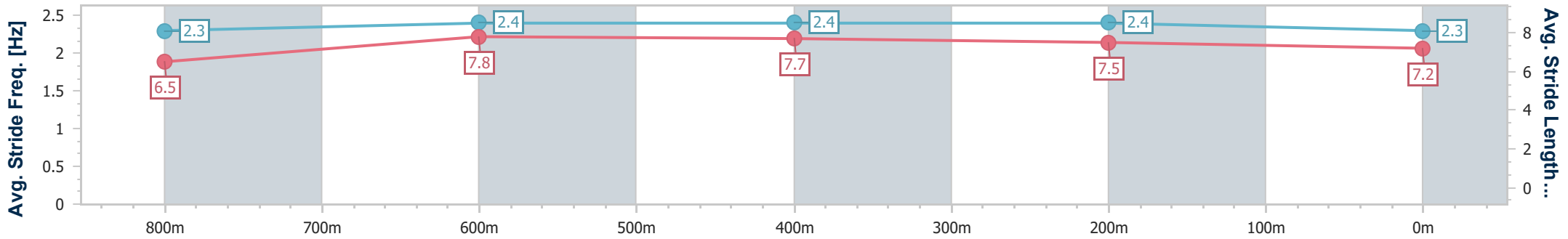
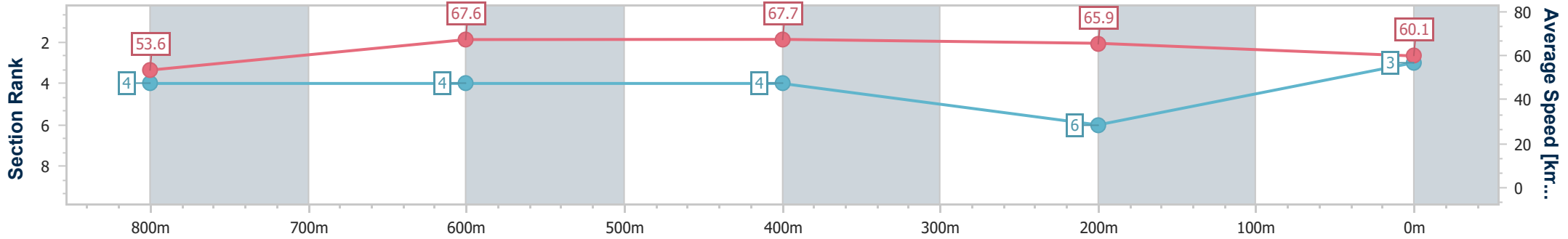


Eagle Farm QLD Professional
 Race 8: LADBROKES ASCOT QUALITY HANDICAP - 1000m
 20 April 2024 - 15:53
 Track Rating: Soft 5, Weather: Fine, Rail Position: +1m Entire



BRISBANE
 RACING CLUB

Section	Overall	800m	600m	400m	200m
Section Times	0:58.04 [3] (0:13.55)	0:44.49 [4] (0:10.82)	0:33.67 [4] (0:10.82)	0:22.85 [4] (0:10.88)	0:11.97 [6] (0:11.97)
Average Speed [km/h]	53.6	67.6	67.7	65.9	60.1
Top Speed [km/h]	67.5	68.8	68.2	68.3	64.0
Avg. Dist. to Rail [m]	6.2	2.8	3.3	8.9	9.7
Avg. Stride Freq. [Hz]	2.3	2.4	2.4	2.4	2.3
Avg. Stride Length [m]	6.5	7.8	7.7	7.5	7.2



- [] Ranking at each section and finish
- .-.- No data available at this section
- NA No data available



Horse/Jockey Name	Prince Of Boom
Final Rank	4
Fastest Section Time (Section)	0:10.46 (800m)
Top Speed [km/h] (Section)	72.2 (800m)
Race State	Finished

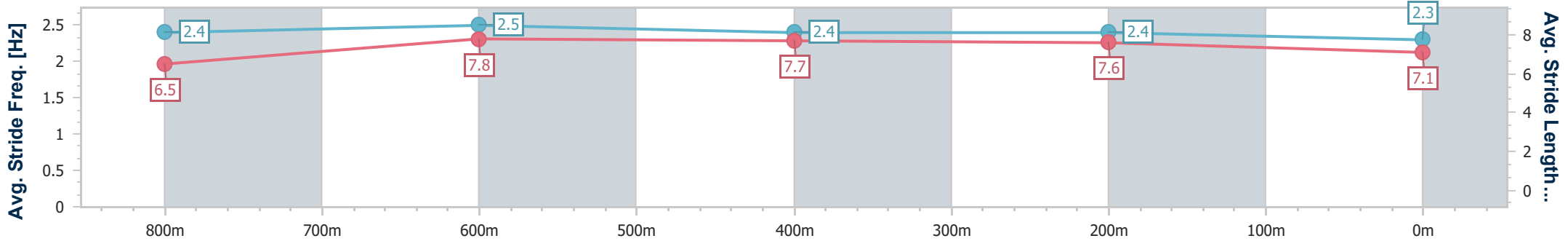
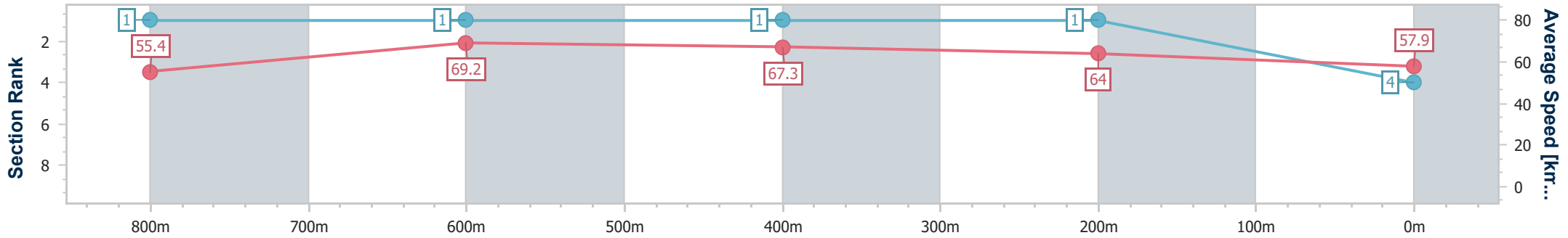


Eagle Farm QLD Professional
 Race 8: LADBROKES ASCOT QUALITY HANDICAP - 1000m
 20 April 2024 - 15:53
 Track Rating: Soft 5, Weather: Fine, Rail Position: +1m Entire



BRISBANE
 RACING CLUB

Section	Overall	800m	600m	400m	200m
Section Times	0:58.13 [4] (0:13.06)	0:45.07 [1] (0:10.46)	0:34.61 [1] (0:10.91)	0:23.70 [1] (0:11.25)	0:12.45 [1] (0:12.45)
Average Speed [km/h]	55.4	69.2	67.3	64.0	57.9
Top Speed [km/h]	71.7	72.2	69.1	65.9	61.9
Avg. Dist. to Rail [m]	4.3	1.5	3.4	10.3	13.7
Avg. Stride Freq. [Hz]	2.4	2.5	2.4	2.4	2.3
Avg. Stride Length [m]	6.5	7.8	7.7	7.6	7.1



- [] Ranking at each section and finish
- .-.- No data available at this section
- NA No data available



Horse/Jockey Name	Petronius
Final Rank	5
Fastest Section Time (Section)	0:10.33 (800m)
Top Speed [km/h] (Section)	74.3 (Overall)
Race State	Finished

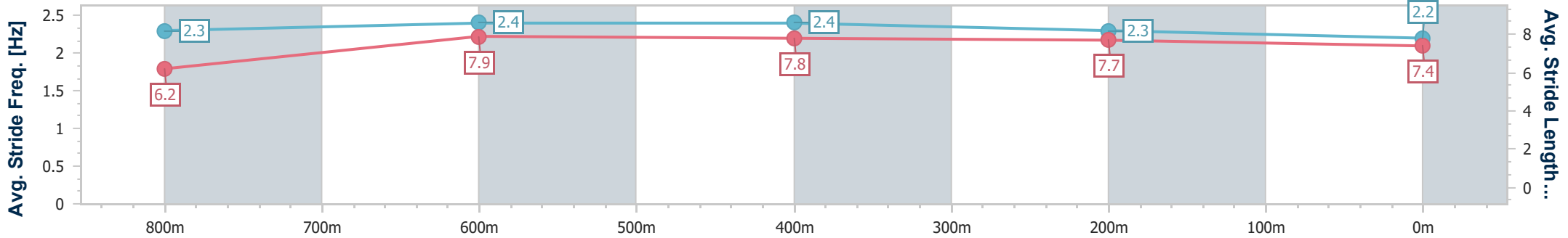
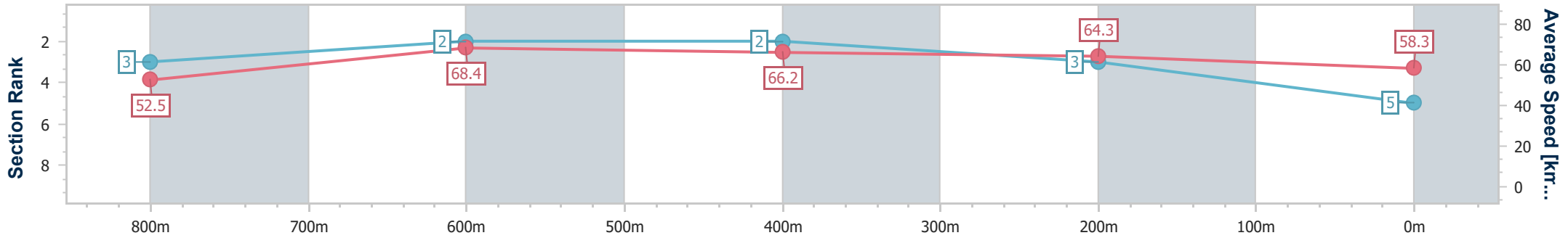


Eagle Farm QLD Professional
 Race 8: LADBROKES ASCOT QUALITY HANDICAP - 1000m
 20 April 2024 - 15:53
 Track Rating: Soft 5, Weather: Fine, Rail Position: +1m Entire



BRISBANE
 RACING CLUB

Section	Overall	800m	600m	400m	200m
Section Times	0:58.29 [5] (0:13.41)	0:44.88 [3] (0:10.33)	0:34.55 [2] (0:11.00)	0:23.55 [2] (0:11.17)	0:12.38 [3] (0:12.38)
Average Speed [km/h]	52.5	68.4	66.2	64.3	58.3
Top Speed [km/h]	74.3	72.5	68.2	66.2	61.8
Avg. Dist. to Rail [m]	7.5	4.6	2.1	12.5	15.9
Avg. Stride Freq. [Hz]	2.3	2.4	2.4	2.3	2.2
Avg. Stride Length [m]	6.2	7.9	7.8	7.7	7.4



- [] Ranking at each section and finish
- .-.- No data available at this section
- NA No data available



Horse/Jockey Name	Red Rubi
Final Rank	6
Fastest Section Time (Section)	0:10.68 (600m)
Top Speed [km/h] (Section)	69.2 (800m)
Race State	Finished

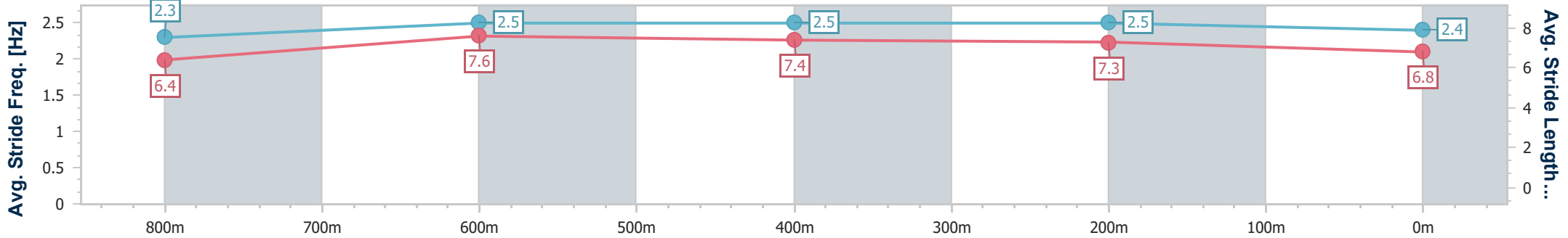
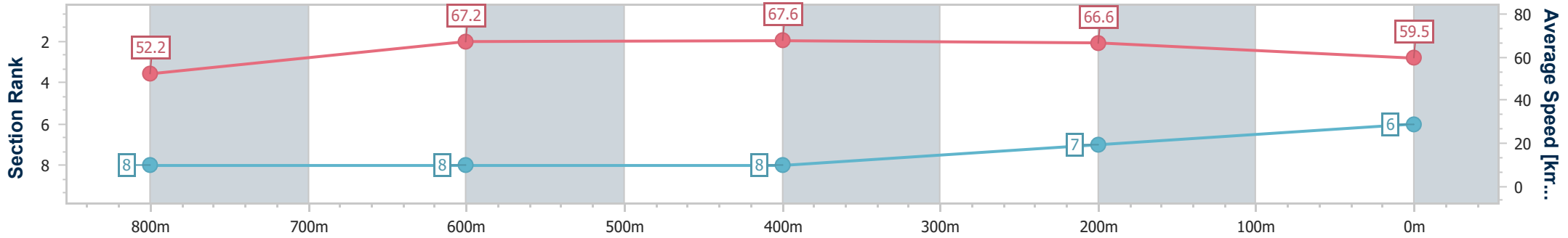


Eagle Farm QLD Professional
 Race 8: LADBROKES ASCOT QUALITY HANDICAP - 1000m
 20 April 2024 - 15:53
 Track Rating: Soft 5, Weather: Fine, Rail Position: +1m Entire



BRISBANE
 RACING CLUB

Section	Overall	800m	600m	400m	200m
Section Times	0:58.30 [6] (0:13.93)	0:44.37 [8] (0:10.76)	0:33.61 [8] (0:10.68)	0:22.93 [8] (0:10.81)	0:12.12 [7] (0:12.12)
Average Speed [km/h]	52.2	67.2	67.6	66.6	59.5
Top Speed [km/h]	67.7	69.2	68.9	68.6	64.3
Avg. Dist. to Rail [m]	7.6	0.8	1.4	8.4	10.1
Avg. Stride Freq. [Hz]	2.3	2.5	2.5	2.5	2.4
Avg. Stride Length [m]	6.4	7.6	7.4	7.3	6.8



- [] Ranking at each section and finish
- .-.- No data available at this section
- NA No data available



Horse/Jockey Name	Nettuno
Final Rank	7
Fastest Section Time (Section)	0:10.69 (800m)
Top Speed [km/h] (Section)	69.8 (400m)
Race State	Finished

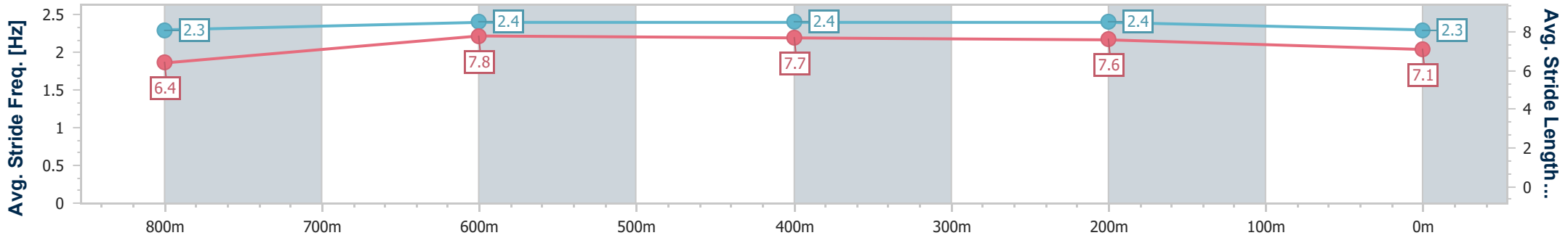
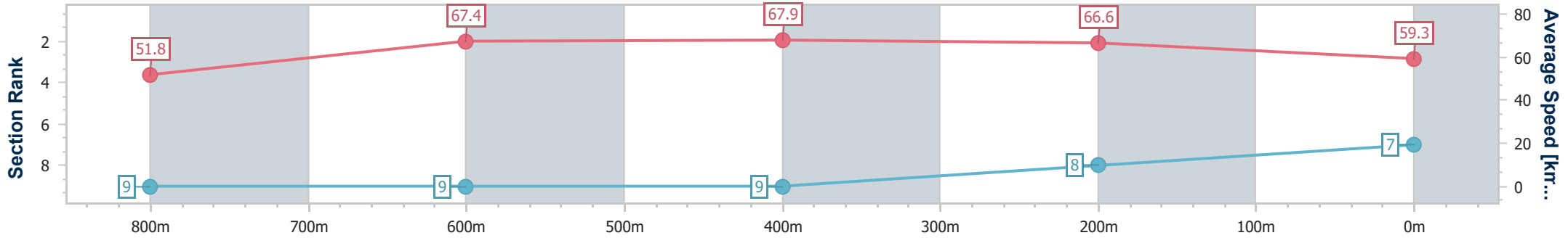


Eagle Farm QLD Professional
 Race 8: LADBROKES ASCOT QUALITY HANDICAP - 1000m
 20 April 2024 - 15:53
 Track Rating: Soft 5, Weather: Fine, Rail Position: +1m Entire



BRISBANE
 RACING CLUB

Section	Overall	800m	600m	400m	200m
Section Times	0:58.40 [7] (0:14.02)	0:44.38 [9] (0:10.69)	0:33.69 [9] (0:10.75)	0:22.94 [9] (0:10.84)	0:12.10 [8] (0:12.10)
Average Speed [km/h]	51.8	67.4	67.9	66.6	59.3
Top Speed [km/h]	67.5	68.3	69.1	69.8	63.6
Avg. Dist. to Rail [m]	8.2	0.8	2.5	12.7	16.7
Avg. Stride Freq. [Hz]	2.3	2.4	2.4	2.4	2.3
Avg. Stride Length [m]	6.4	7.8	7.7	7.6	7.1



- [] Ranking at each section and finish
- .-.- No data available at this section
- NA No data available



Horse/Jockey Name	Zarastro
Final Rank	8
Fastest Section Time (Section)	0:10.70 (800m)
Top Speed [km/h] (Section)	71.2 (800m)
Race State	Finished

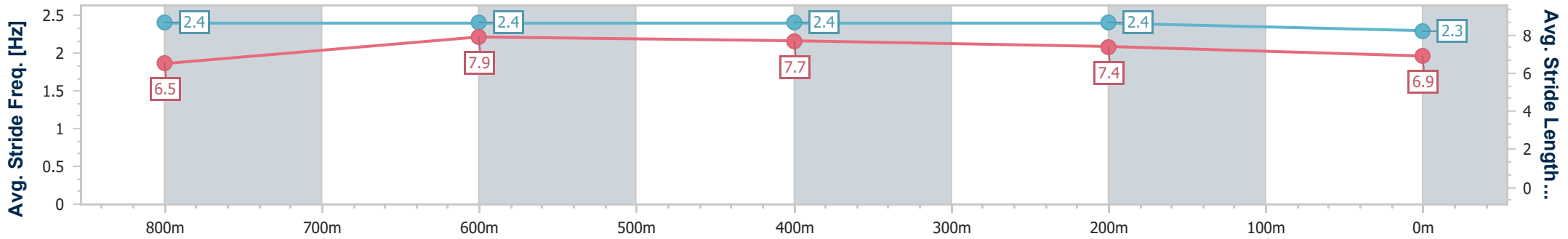
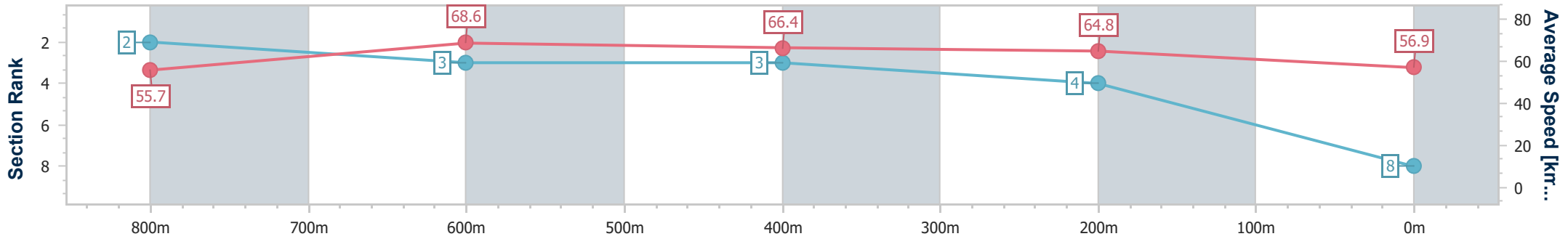


Eagle Farm QLD Professional
 Race 8: LADBROKES ASCOT QUALITY HANDICAP - 1000m
 20 April 2024 - 15:53
 Track Rating: Soft 5, Weather: Fine, Rail Position: +1m Entire



BRISBANE
 RACING CLUB

Section	Overall	800m	600m	400m	200m
Section Times	0:58.56 [8] (0:13.07)	0:45.49 [2] (0:10.70)	0:34.79 [3] (0:11.03)	0:23.76 [3] (0:11.13)	0:12.63 [4] (0:12.63)
Average Speed [km/h]	55.7	68.6	66.4	64.8	56.9
Top Speed [km/h]	71.2	71.2	67.8	66.6	61.5
Avg. Dist. to Rail [m]	9.0	3.7	3.9	10.6	14.4
Avg. Stride Freq. [Hz]	2.4	2.4	2.4	2.4	2.3
Avg. Stride Length [m]	6.5	7.9	7.7	7.4	6.9



- [] Ranking at each section and finish
- .-.- No data available at this section
- NA No data available



Horse/Jockey Name	Ekaterina
Final Rank	9
Fastest Section Time (Section)	0:10.75 (600m)
Top Speed [km/h] (Section)	68.8 (600m)
Race State	Finished

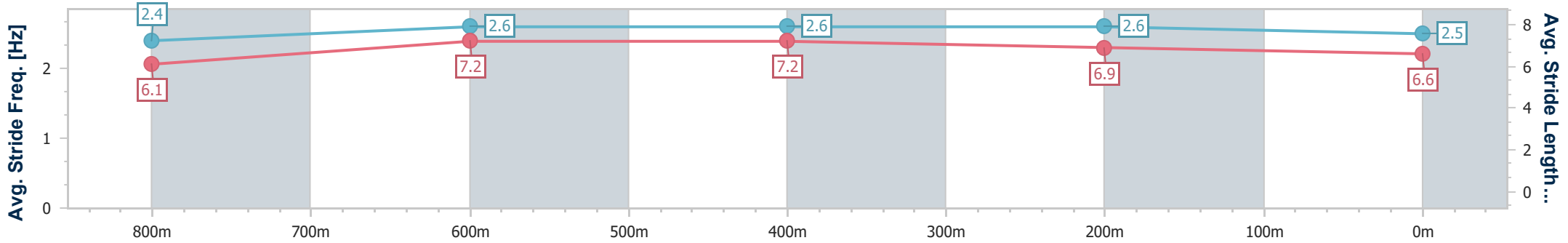
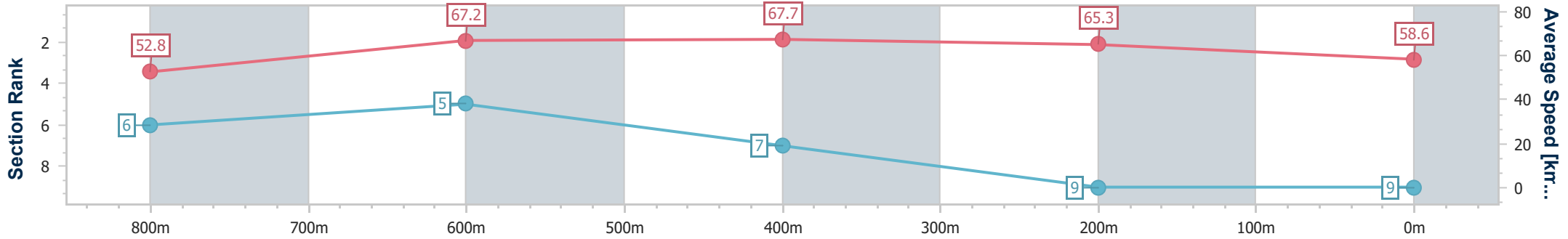


Eagle Farm QLD Professional
 Race 8: LADBROKES ASCOT QUALITY HANDICAP - 1000m
 20 April 2024 - 15:53
 Track Rating: Soft 5, Weather: Fine, Rail Position: +1m Entire



BRISBANE
 RACING CLUB

Section	Overall	800m	600m	400m	200m
Section Times	0:58.62 [9] (0:13.75)	0:44.87 [6] (0:10.83)	0:34.04 [5] (0:10.75)	0:23.29 [7] (0:11.01)	0:12.28 [9] (0:12.28)
Average Speed [km/h]	52.8	67.2	67.7	65.3	58.6
Top Speed [km/h]	67.4	67.6	68.8	66.9	62.2
Avg. Dist. to Rail [m]	4.7	1.8	2.3	7.1	8.3
Avg. Stride Freq. [Hz]	2.4	2.6	2.6	2.6	2.5
Avg. Stride Length [m]	6.1	7.2	7.2	6.9	6.6



- [] Ranking at each section and finish
- .-.- No data available at this section
- NA No data available